



Stack Only Container Specifications:

Stack Only container bottom options



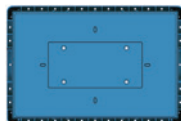
Ribbed (R)



Hybrid (H)



Flat (F)



Welded (W)

| Model | Outside Dimensions (inches) | | | Inside Dimensions (inches) | | | Capacity (lbs) | Weight (lbs) | Volume (cubic feet) | Trailer Qty 53' |
|------------------------|-----------------------------|------|------|----------------------------|------|------|----------------|--------------|---------------------|-----------------|
| | L | W | H | L | W | H | | | | |
| SO 6040-220 R/H | 23.6 | 15.8 | 8.7 | 22.2 | 14.4 | 8.0 | 80 | 5.6 | 1.5 | 1,800 |
| SO 6040-220 F | 23.6 | 15.8 | 8.7 | 22.2 | 14.4 | 8.6 | 45 | 4.4 | 1.6 | 1,800 |
| SO 6040-220 W | 23.6 | 15.7 | 8.7 | 22.2 | 14.4 | 8.1 | 100 | 5.6 | 1.5 | 1,800 |
| SO 6040-270 H | 23.6 | 15.7 | 10.6 | 22.2 | 14.4 | 10.0 | 77 | 6.2 | 2.2 | 1,500 |
| SO 6040-270 W | 23.6 | 15.7 | 10.6 | 22.2 | 14.4 | 10.5 | 110 | 6.7 | 2.3 | 1,500 |
| SO 6040-320 R/H | 23.6 | 15.8 | 12.6 | 22.2 | 14.4 | 12.0 | 80 | 6.7 | 2.2 | 1,800 |
| SO 6040-320 F | 23.6 | 15.8 | 12.6 | 22.2 | 14.4 | 12.5 | 45 | 5.5 | 2.3 | 1,800 |
| SO 6040-320 W | 23.6 | 15.7 | 12.6 | 22.2 | 14.4 | 12.0 | 100 | 6.7 | 2.2 | 1,800 |
| SO 6040-325 R/H | 23.6 | 15.8 | 12.8 | 22.2 | 14.4 | 12.2 | 80 | 6.8 | 2.3 | 1,650 |
| SO 6040-325 F | 23.6 | 15.8 | 12.8 | 22.2 | 14.4 | 12.7 | 45 | 5.6 | 2.4 | 1,650 |
| SO 6040-325 W | 23.6 | 15.7 | 12.8 | 22.2 | 14.4 | 12.2 | 100 | 6.8 | 2.3 | 1,650 |
| SO 6340-380 R | 25.0 | 15.8 | 15.0 | 23.4 | 14.3 | 14.4 | 80 | 7.6 | 2.8 | 945 |
| SO 6545-325 R | 25.6 | 17.7 | 12.8 | 23.9 | 16.0 | 12.3 | 65 | 7.8 | 2.7 | 1000 |
| SO 6545-325 RHD | 25.6 | 17.7 | 12.8 | 23.9 | 16.0 | 12.2 | 90 | 8.3 | 2.7 | 1000 |
| SO 6545-325 F | 25.6 | 17.7 | 12.8 | 23.9 | 16.0 | 12.8 | 45 | 7.2 | 2.8 | 1000 |
| SO 6545-440 R | 25.6 | 17.7 | 17.3 | 23.9 | 16.0 | 16.9 | 65 | 9.3 | 3.7 | 750 |
| SO 6545-440 RHD | 25.6 | 17.7 | 17.3 | 23.9 | 16.0 | 16.7 | 90 | 9.9 | 3.7 | 750 |
| SO 6545-440 F | 25.6 | 17.7 | 17.3 | 23.9 | 16.0 | 17.4 | 45 | 8.8 | 3.8 | 750 |

"R" denotes Ribbed Bottom, "H" denotes Hybrid Bottom, "F" denotes Flat Bottom, "W" denotes Welded Bottom. "HD" denotes Heavy Duty. SO6040 container sizes are available with Vented Side Walls

*Ask your Monoflo sale representative about all available options

Mini Tote System Specifications:

SO 6545-325
with Mini Tote System
(MTS) option



| Model | Outside Dimensions (inches) | | | Trailer Qty 53' |
|------------|-----------------------------|------|------|--------------------|
| | L | W | H | |
| MTS S-H295 | 7.9 | 5.9 | 11.6 | 13,650 |
| MTS M-H295 | 11.8 | 7.9 | 11.6 | 6,240 |
| MTS L-H295 | 15.8 | 11.8 | 11.6 | 3,510 |

Foldable Container Specifications:



KD 6040-285, with
open access door

| Model | Outside Dimensions (inches) | | | Inside Dimensions (inches) | | | Stack Height (inches) | Folded Height (inches) | Weight (lbs) | Volume (cubic feet) | Trailer Qty 53' |
|---|-----------------------------|------|------|----------------------------|------|------|-----------------------------|------------------------------|-----------------|------------------------|--------------------|
| | L | W | H | L | W | H | | | | | |
| KD 6040-285 | 23.6 | 15.8 | 11.2 | 22.3 | 14.4 | 10.8 | 10.8 | 2.8 | 6.8 | 2.0 | 5,250 |
| KD containers are foldable from the long sides with latches and sidewalls connected to the base. | | | | | | | | | | | |
| RC 6040-285 V | 23.7 | 15.7 | 11.2 | 21.2 | 14.4 | 10.2 | 10.8 | 3.3 | 7.2 | 1.8 | 4,800 |
| RC containers are foldable from the short sides with two latches to lock in place. Long sidewalls connect to the top collar. "V" denotes vented side walls. | | | | | | | | | | | |
| RC 6040-285 | 23.7 | 15.7 | 11.2 | 21.3 | 14.4 | 10.2 | 10.8 | 3.3 | 7.3 | 1.8 | 4,800 |

RC containers are foldable from the short sides without needing latches. Long sidewalls connect to the top collar.

Automation Tray Specifications:



AS/RS 500x700

| Model | Outside Dimensions (inches) | | | Inside Dimensions (inches) | | | Stack Height (inches) | Weight (lbs) | Volume (cubic feet) | Trailer Qty 53' |
|---------------|-----------------------------|------|-----|----------------------------|------|-----|-----------------------------|-----------------|------------------------|--------------------|
| | L | W | H | L | W | H | | | | |
| AS/RS 350x500 | 19.7 | 13.8 | 1.9 | 18.9 | 13.0 | 1.0 | 1.1 | 2.0 | 0.1 | 14,940 |
| AS/RS 500x700 | 27.6 | 19.7 | 1.9 | 27.6 | 19.7 | 1.9 | 1.1 | 3.7 | 0.3 | 7,470 |

Stack & Nest Container Specifications:



SN 6040-270, nested

| Model | Outside Dimensions (inches) | | | | Inside Dimensions (inches) | | | | Overall Height (inches) | Usable Inside Height (inches) | Weight (lbs) | Trailer Qty 53' |
|-------------|-----------------------------|------|--------|------|----------------------------|------|--------|------|-------------------------------|-------------------------------------|-----------------|--------------------|
| | Top | | Bottom | | Top | | Bottom | | | | | |
| | L | W | L | W | L | W | L | W | | | | |
| SN 6040-270 | 23.6 | 15.7 | 21.6 | 13.7 | 20.3 | 14.4 | 19.4 | 13.5 | 10.7 | 9.8 | 3.9 | 3,300 |